



P O Box 8101 Havelock North 4157

Phone: (06) 877 2157

Email: seniornethb@actrix.co.nz

Website: www.seniornethb.org.nz

Federation Website: www.seniornet.co.nz



With summer fast approaching we can look forward to some warmer weather and holidays spent with family and friends, to Christmas with all its hustle and bustle, and to the start of an other New Year. Where has this one gone?

Next year looks to be busy and quite exciting, with new equipment being installed as it arrives and the fact that we will be able to tutor on laptops as well as desk tops, giving our tutors and assistants up-to-date gear to work from with hopefully, no glitches.

Speaking of tutors and assistants, I would like to thank you all for your splendid input to a successful year and to thank everybody who has been involved in any way. I wish you well for the coming festive season and New Year.

And to our Committee, thank you. It has been a pleasure working with you and may it continue.

Cheers to you all, stay safe and well.

Buster Evenson, President



November issue

Inside this issue:

Welcome & important notices	2
More notices	3
Your page	4
From the Federation	5
More interesting tips	6
Even more interesting tips	7

For email back page photos 8

Fees for 2012

Your Committee has approved the same Course and Membership fees as we enjoyed this year. Each 2 hour lesson will continue to cost \$5. For example, Skype, a one lesson workshop is \$5, Internet, a three week course is \$15 and a full eight week Word or Excel course is \$40. When next years proposed courses are advertised the details of charges will also be included. Membership fees for 2012 are also unchanged. New single members \$15, new couple \$25, renewing by existing single members \$10 and renewing by existing couples \$15. All current members will receive an Invoice in January and will have until 31st April to renew. Those members who recently joined for the fourth and final term of 2011 will be granted paid up membership for 2012 as well and this will be noted on their invoice.

Norman Richardson, Membership Committee Member.

Management Team

Buster Evenson ...	President	878 5939	b.evenson@xtra.co.nz
Val Fear.....	Vice President	873 8445	val@inhb.co.nz
Betty Carding.....	Secretary	877 4803	cebekar@xtra.co.nz
Margarete Hurrelbrinck	Treasurer	879 9211	margarete.h@clear.net.nz
Gaynor Maxted.....	877 4138	gayann.22@clear.net.nz (newsletter editor)	
Gil Cooper.....	844 3162	gilpat@clear.net.nz	
Doug Hamilton	877 8503		
Nancy Hollyman	870 0727	nancy.hollyman@xtra.co.nz	
Jenny Marsdon	877 9338	jenmarsdon@xtra.co.nz	
Norman Richardson..	877 0948	normaner@xtra.co.nz	
Ann Hill	870 3459	lavanill@clear.net.nz	

Welcome to our New members

Ngairé Gibert
Gwen Corner
Ivan Northcott
Bill Dodds
Alys O'Connor
Sais Wattie
Catherine Jackson
Daine Holmes
Pam Rowlands
Jos Ruiters
Tom Receveur
Tui TeWhaiti
Roy Marchant

Marie Marchant
Ann Hall
Jack Fitzpatrick
Kerry Web
Jacky Burbury
Julie Hardyment
Barbara McKenzie
Robyn Pearse
Sylvia Kelson
Mary Hortop
Nigel Shaw
Carole Hicks



REMINDER

Please renew your membership early.
Any renewals after the 30th April 2012 will be required to complete an application form to rejoin.

There will be no exceptions



I wish to thank all of our members who have sent me so many interesting and informative articles and photos. Without your contributions I would find it difficult to make the newsletter as readworthy as it is in this issue.

Please do continue to do so next year.
Merry Christmas and a happy New year.

Gaynor Maxted
Editor.



NOTICE

From the Secretary

Annual General Meeting
To be held at our learning Centre.
1st March 2012 at 2.00pm



To all our members
The question still
remains,
email or snail mail!





Thank you to those members who have chosen to have the newsletter by email, it is saving SeniorNet money. You are on the winning side though as the email newsletter is **all in colour** and with a full back page!
As it will be sent in a **PDF file format** you will need to have **Adobe Reader** on your computer.
But the question still stands for our remaining members, email or snail mail?
Please contact Betty Carding by the **31st July**.
Her address is : cebekar@xtra.co.nz

*We recommend
Herbert Harrison & Associates
for all your computer needs*

Hardware | Software | Support



sales@hha.co.nz
Jeremy 027 683 8778
Phone 870 4330



Computer Cottage Communications

Quality Web Design & Digital Promotion
Services at Affordable Prices

Tony Rosoman

Home: 06 878 7280 Cell: 021 075 6953

Web: top4value.com

Email: tony@top4value.com

We are proud to be members of
The Federation of New Zealand
SeniorNet Societies Incorporated



SeniorNet
Learning technology together.



Cartridge World

Why pay more to print?

Unit 6 302 Hastings Street North, Hastings
Ph: 873 5199 e-mail hastings@cartridgeworld.co.nz



Citizens Advice Bureau
112 Queen St East
Phone 878 0525
Hastings



Are you moving house or changing
your telephone number?

**Also have you changed your
Email address?**

Please let us know so that we can keep
in touch.

Thank you.



grownups
50+ Community [.co.nz](http://www.grownups.co.nz)

we thought you might be interested...

GrownUps invites all SeniorNet members to enter the competitions below
- Win a Juicer and a heap of Apples!

http://www.grownups.co.nz/read/lifestyle/food_and_wine/adv-enza-apple-comp

**To all members
this is your page!
Ready for your
contributions!**



**The final date for
contributions to
Your Page for the
January issue is
the 6th
January 2012!**

Add Favourites to Your Start Menu

(Works with Windows 7)

If you use Internet Explorer and want even easier access to your favourite websites, you can add a sub-menu from the Windows 7 Start Menu that provides instant access to your Favourites.

1. Right-click an empty area of the taskbar and choose "Properties".
2. The "Taskbar and Start Menu Properties" multi-tabbed dialog box appears. Click the "Start Menu" tab.
3. Click the "Customize" button.
4. The "Customize Start Menu" dialog box appears. Check "Favourites menu".
5. Click "OK" on the dialog boxes to close them.

- Adam

Editor, Windows Tips & Tricks

Contributed by Gil Cooper



To our members who have their newsletter by email would you like to submit one of your fantastic photos for the back page of the November newsletter? If so please send it to me preferably before but no later than the 6th January 2012.

**My email address is
gayann.22@clear.net.nz**



Christmas cake recipe

This is for our many new members that may not have heard of our Christmas cake.

Ingredients

**1kg mixed dried fruit
2 cups self raising flour
2 cups fresh or bottled pure orange juice.**

One of our members uses 1 cup orange and 1 cup sherry (well it is Christmas!)

Method

Mix the three ingredients well together and pour into a lined 8 inch square cake tin.

Bake at 150° for 2 hours. Ice when cold if you wish but is great with some holly on top.

I have never had a failure with this recipe. It is also wonderful for people with diabetic problems.



The computer swallowed grandma,
Yes, honestly its true!
She pressed 'control' and 'enter'
And disappeared from view.

It devoured her completely,
The thought just makes me squirm.
she must have caught a virus
Or been eaten by a worm.

I've searched through the recycle bin
And files of every kind;
I've even used the Internet,
But nothing did I find.

In desperation, I asked Jeeves
My searches to refine.
The reply from him was negative,
Not a thing was found 'online.'

So, if inside your 'Inbox,'
My Grandma you should see,
Please 'Copy, Scan' and 'Paste' her
And send her back to me.

Contributed by Judith Klingender



.....It Is Time!

How do you know when it is time to "hang up the car keys"?

**I say when your dog has this look on his face!
A picture is worth a thousand words!**

Contributed by Eunice Skelton



Sudoku

3		7 8			2
	6			8	
7		5	2		9
		9			7 8
	9			1	
4 5			1		
3		4 8		2	
	4			7	
1			3 7		4

Find the answer is on Page 7



Popular New Zealand magazines delivered to you home at a huge discount. ACP Media Ltd has kindly made available this exclusive offer to members of the SeniorNet Federation. Go to the Federation website to see the great discounts on the prices.

What a good idea for a Christmas present



Senior road users

Traffic safety is vital for all ages, but seniors do experience physical changes that can affect safe mobility – including changes in vision, reaction time, and flexibility. The way older people can compensate for these changes may allow individuals to keep driving safely for longer than they might have expected.

A safe road system has skilled, competent, alert and sober drivers travelling at safe speeds in safe vehicles on safe roads that are predictable and forgiving of mistakes. New Zealand Transport Association (NZTA) has established a website with seniors in mind, with ways to maintain and improve safe driving practices and increase knowledge about other suitable transport options for seniors.

For more information please go to this website

www.nzta.govt.nz/traffic/senior-road-users/staying-safe.html.



Adaptive Technology Solutions

We provide assessments, training & products for people with a range of disabilities, including sensory, physical and learning disabilities, to make it easier for them do things like reading print & using their computer in order to help them achieve their goals in work, study or leisure.

Click here for more

information www.adaptivetech.co.nz



Disclaimer:

Advice given to members with computer problems, or purchasing new machines imposes no liability on those giving advice, or on SeniorNet HB Inc.

Move Programs, Files & Settings to a New PC



(Works with all Windows versions)

Getting a new computer is a lot like buying a new home - you get to look forward to a nicer place with more room, but before you can enjoy it you have to move everything there first. And with computers, you can't just "pick up" your software and settings and put it on the new PC - you need to reinstall everything from scratch, then change all the settings - for EACH program. Probably not your idea of a fun day (although since I'm a geek I actually enjoy it!).

PCmover Pro is the ONLY migration utility that moves programs, files, and settings from your old PC to your new PC. Simply install PCmover Pro on both your old and new computers and go! PCmover Pro will determine which programs, files, and settings need to be moved, and when the transfer is complete, your new computer will have the personality and functionality of your old PC as well as all of its own pre-installed software. Works with almost any Windows operating system.

PCmover Pro can migrate your PC across a network, Laplink USB cable, Windows Easy Transfer Cable or any type of removable media that can be read by both PCs. If your computer has multiple users, PCmover Pro gives you the option to migrate some or all of the users at once. The security information about file ownership and access control is preserved for each user. You can even use PCmover Pro to migrate your PC to an Intel-based Mac using VMware Fusion, Parallels or Bootcamp.

PCmover Pro can also be used to upgrade your existing PC from Windows XP to Windows 7. PCmover Pro Windows 7 Upgrade Assistant(TM) is a special edition of PCmover Pro that does just this! Instead of migrating from one PC to another, many users simply desire to upgrade their existing computer to Microsoft's newest operating system.

Imagine all the time you'll save going this route instead of trying to do everything by hand - and even then you might still not get it right! Visit the link below to buy PCmover Pro or just learn more about it. www.pc-mover.com

Contributed by Gil Cooper.

[Get PCmover Pro Now](#)



Customize Sticky Notes

(Works with Windows Vista and Windows 7)


Almost everyone knows what sticky notes are - the yellow notes you stick to walls, computer screens, and sometimes even someone's back. There's a digital version you can use which makes things neater and probably saves a few trees. Much like a real note, you can even format your Sticky Notes by selecting text and using a variety of different keyboard shortcuts. But first, if you've never used Sticky Notes, here's how to access it on your computer.

In Windows 7, you can access Sticky Notes by clicking the Windows Start button at the bottom left of your screen, clicking All Programs, Accessories and then you should see Sticky Notes.

The Sticky Notes application in Windows Vista is actually implemented as a gadget for the Windows Sidebar, so to add it you'll want to right-click anywhere on the sidebar or on the tray icon and choose "Add Gadgets", then select the Notes icon on the menu, and drag it over to the sidebar. Notes will sit in the Sidebar or you can drag them to the desktop where they will be larger and easier to read and edit if needed.

Here's the shortcuts you can use to format your text

Bold: CTRL+B
Italics: CTRL+I
Underline: CTRL+U
Strikethrough: CTRL+T
Increase size of text: CTRL+SHIFT+>
Decrease size of text: CTRL+SHIFT+<
Bullet List: CTRL+SHIFT+L
Numbered List: CTRL+SHIFT+L (do this twice)
Alphabetical List: CTRL+SHIFT+L (do this three times)
Adam
Editor, Windows
Tips & Tricks
Contributed by Gil Cooper.



GREY POWER

Contact Marie @ 877 8409
For more information

THE ACTIVE ORGANIZATION FOR THOSE OVER 50 PLUS



New copyright Law it could affect you



The Copyright (Infringing File Sharing) Amendment Act 2011 comes into effect on 1 September 2011.

Copyright is the legal means by which creators of content, such as art and music, protect their work. Copyright owners are those who own the rights to the content of books, music, films, and TV shows. They have asked the Government to help them stop internet users illegally accessing and copying their content.

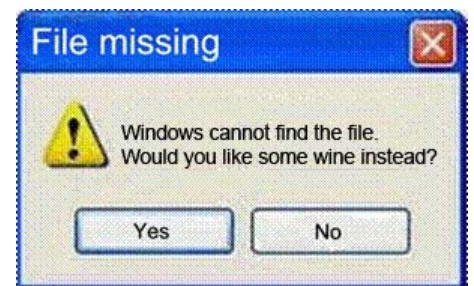

Owners of copyright content can record the details (called an IP address) of internet connections that download copyrighted content. As a broadband user, you have an IP address. It's a little like the street address of your home. Like a street number it does not identify who the broadband user is, i.e.: who 'lives' at that address.

If a copyright owner identifies an IP address involved in downloading copyright content, and that address belongs to one of our customers, the new law means we may have to send the customer a notice that they, or someone using their internet connection, have infringed copyright.

For more information go to the Ministry of Economic Development the website is www.med.govt.nz



This is an exercise in cloning which you can do in **Fun With Photos**. The person in the middle of the first image has been moved to the second image to create the third image



Sudoku answer

9	3	5	7	8	6	4	1	2
2	4	6	1	9	3	8	5	7
8	7	1	5	4	2	3	6	9
6	1	3	9	2	4	5	7	8
7	2	9	8	6	5	1	3	4
4	5	8	3	7	1	2	9	6
3	9	7	4	5	8	6	2	1
5	6	4	2	1	9	7	8	3
1	8	2	6	3	7	9	4	5

Change the Windows Desktop Icons Size

(Works with Windows Vista and Windows 7)



Some people like big icons,
some people like small icons.

It's a personal choice.

I'll show you a quick and easy way to make the Windows desktop icons smaller or larger.

1. Go to your desktop and minimize any programs running.
2. Hold the CTRL key and move your mouse scroller forward and backward and the size of your desktop icons will change. Another way to change your icons to Windows-predetermined sizes is to right-click on your desktop, select "View" and then choose Large Icons, Medium Icons, or Small Icons.

- Adam
Editor, Windows Tips & Tricks

Contributed by Gil Cooper

Auto Login

If you are the only person using your home computer, you probably don't want to log in every single time you reboot your computer. There's an easy fix that will let you auto-login.

1. Type in "netplwiz" (without the quotes) into the Start Menu search box and hit Enter. This will take you to the Advanced User Accounts Control Panel.
2. Uncheck the box that reads "Users must enter a user name and password to use this computer" and hit Apply.
3. You will now see a username and password box. Enter in the appropriate information here and click OK. That's it!



Now next time you reboot your computer, you should go straight to your desktop instead of the login screen.



**A very Merry Christmas every one
and a happy healthy year 2012!**



**Please, wherever possible, support our Sponsors:
Terry Pratley
Mary Doyle Life Care Trust Ltd
Microsoft Corporation
Eastern and Central Community Trust
Lotteries Commission**



An inquisitive Blue bird



Taken and contributed by Ian Burson



Have a great holiday everyone!